



	1999			2000			2001			2002			2003			2004		
RECYCLING RATE AT HOUSEHOLD WASTE SITES	25%			25%			27%			33%			42%			45%		
SUPPORT FOR KERBSIDE RECYCLING										HEREFORD MRF ⊗ HILL & MOOR MRF ⊗			KS RECYCLABLES AT KIDDERMINSTER ⊗			AT BROMSGROVE ⊗ AT REDDITCH ⊗		
TOTAL MSW				370			397			413			418			432		
'000 TONNES				370			397			413			418			432		

LEDBURY HWS

LEOMINSTER HWS/WTS

BROMYARD HWS

REDDITCH HWS/WTS

STOURPORT HWS

ROSS HWS

DROITWICH HWS

HILL & MOOR HWS/MRF

WORCESTER EAST HWS

MALVERN HWS

ROTHERWAS
HEREFORD
HWS/WTS/MRF

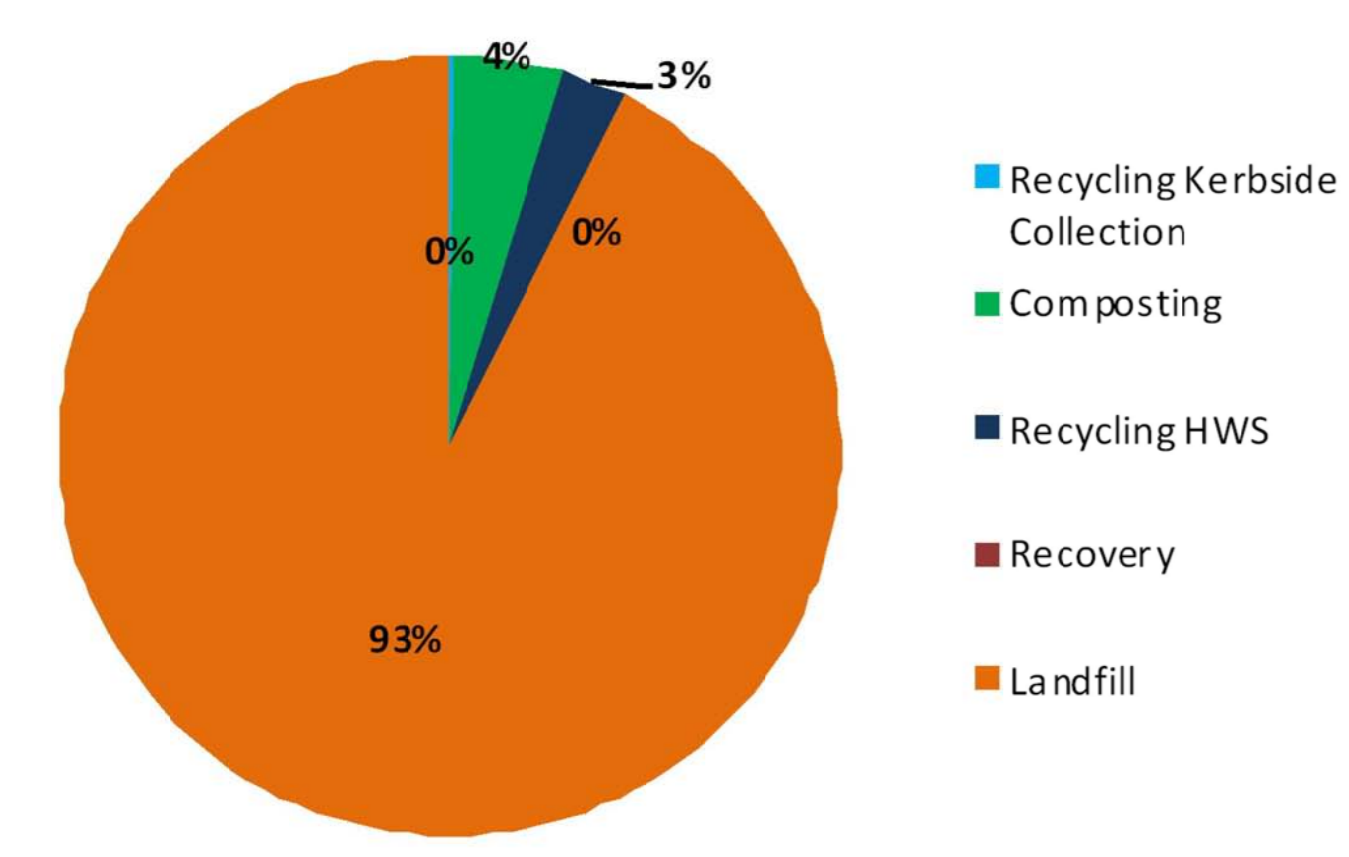
KIDDERMINSTER
RECYCLABLES
RECEPTION BAYS

REDDITCH
RECYCLABLES
RECEPTION BAYS

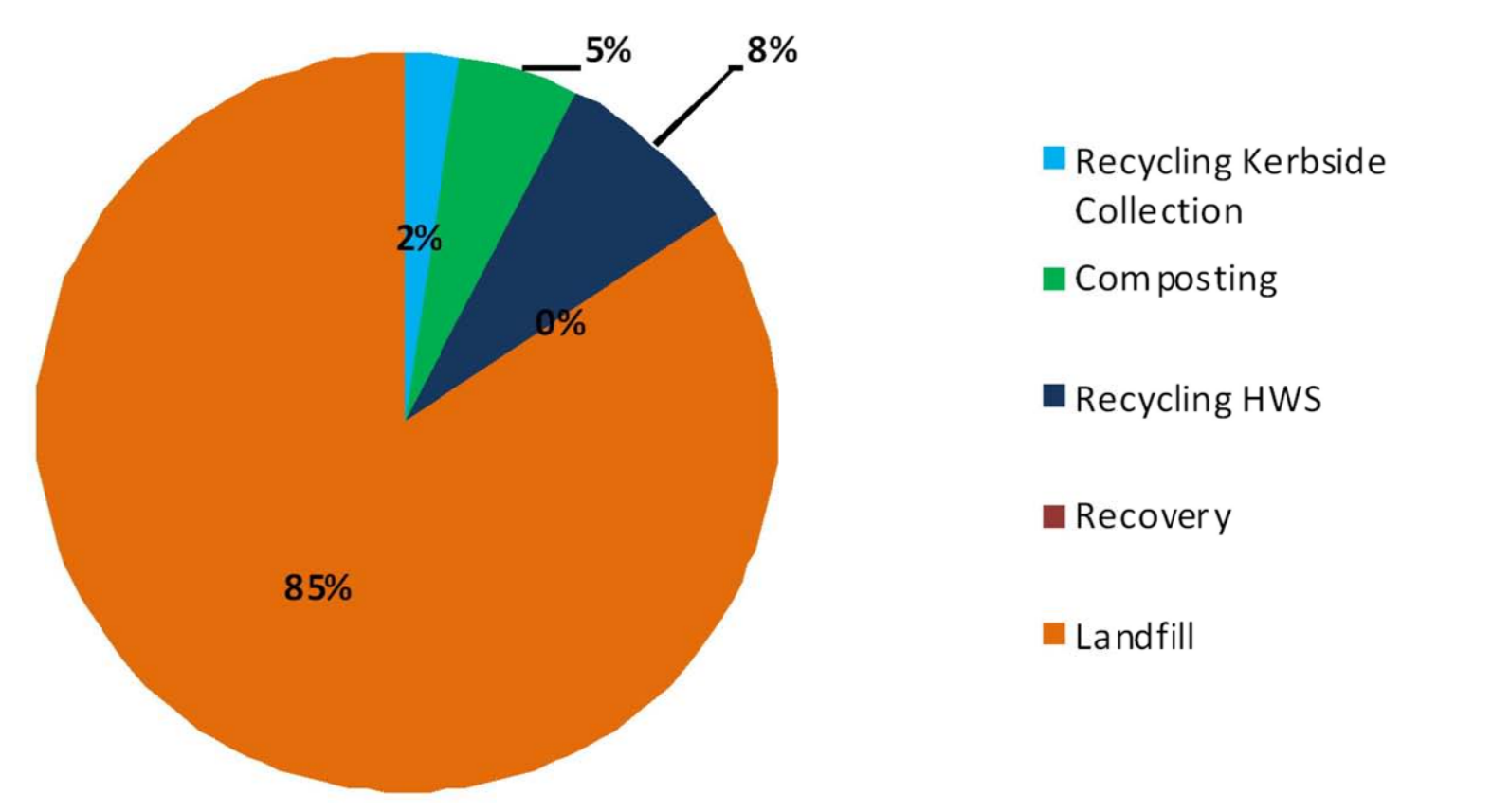
BROMSGROVE
RECYCLABLES
RECEPTION BAYS

NEW JMWMS TARGETS FOR HWS RECYCLING
50% BY 05/06 55% BY 10/11

Herefordshire & Worcestershire Waste Streams - 1999



Herefordshire & Worcestershire Waste Streams - 2004



KEY

- HWS - HOUSEHOLD WASTE SITE
- WTS - WASTE TRANSFER STATION
- MRF - MATERIALS RECLAMATION FACILITY



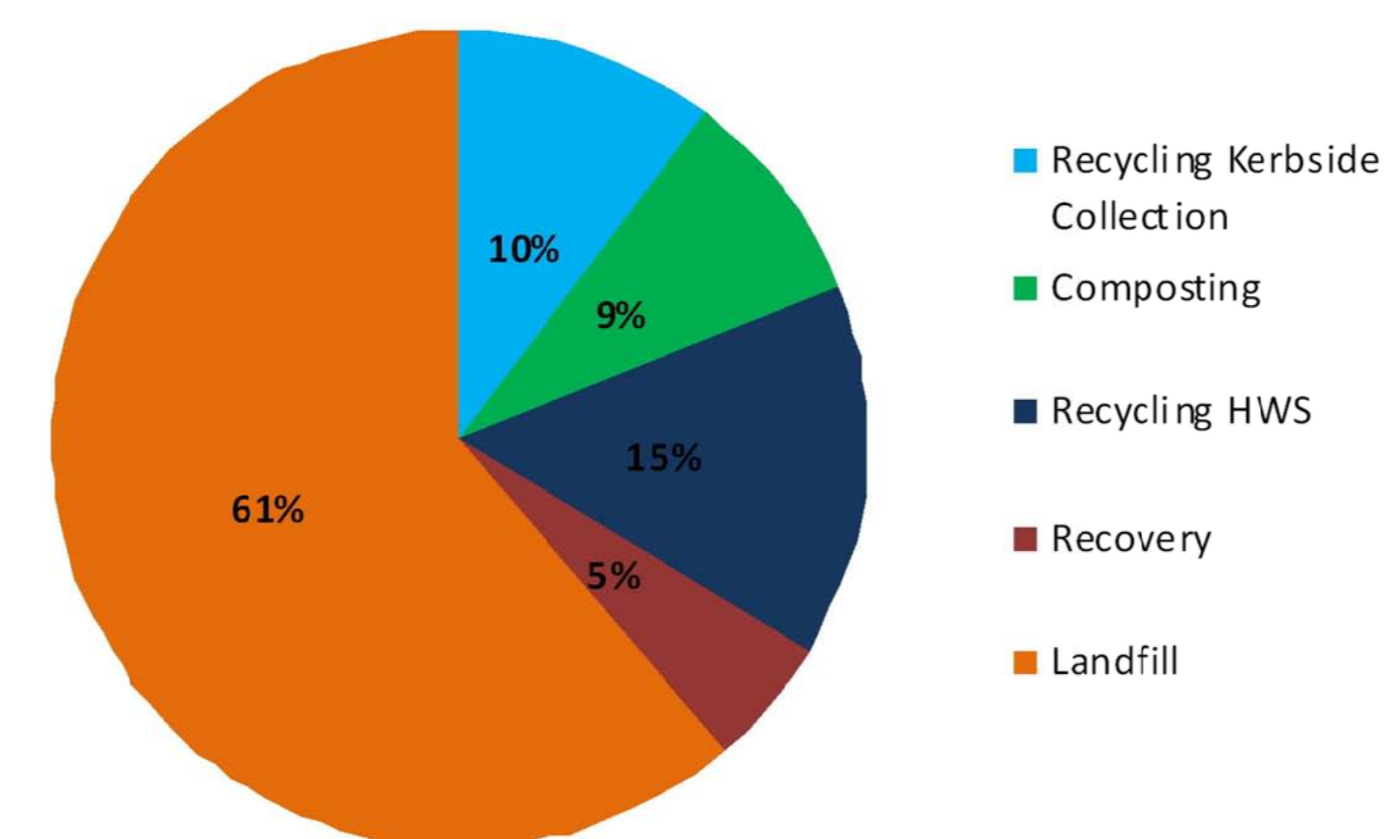
ENVIROSORT
CMRF
NORTON

HEREFORDS
GREEN COMPOST
PLANT

KINGTON
HWS

2005			2006			2007			2008			2009			2010		
53%			62%			69%			70%			72%					
			* "VISION" COMMINGLED COLLECTIONS START WORCESTER CITY												* ENVIROSORT CMRF NORTON		
423			421			396			384								

Herefordshire & Worcestershire
Waste Streams - 2007



Herefordshire & Worcestershire
Waste Streams - 2010

